

Titan

by Glaval Bus

STRENGTH AND GOOD LOOKS

With a solid reputation for both quality and dependability, the TITAN II has quickly become an industry leader in the commercial bus market. Built on the Chevy chassis, the TITAN II is available with either the 6.0L gas or 6.6L diesel engine. With a variety of floor plans available, the TITAN II can seat up to 25 passengers making it versatile enough to meet almost any of your transportation needs. Matched with the galvanized 'Steel-Safe' construction, the Glaval Titan II is sure to deliver.



Unit shown with optional features

STANDARD CHASSIS FEATURES

	Gas 3500	Diesel 3500	Gas 4500	Diesel 4500
Engine	6.0L Gas Vortec V-8; VTM Hybrid Available and CNG Option	6.6L Duramax Diesel; VTM Hybrid Available	6.0L Gas Vortec V-8; VTM Hybrid Available and CNG Option	6.6L Duramax Diesel; VTM Hybrid Available
Power	324hp; 373lb-ft	260hp; 525lb-ft	324hp; 373lb-ft	260hp; 525lb-ft
GVWR	12,300	12,300	14,200	14,200
Alternator	Single 145 Amp	Dual 145 Amp	Single 145 Amp	Dual 145 Amp
Fuel System	33 Gallons	33 Gallons	57 Gallons	57 Gallons
Alternate Fuel	---	B-20 Capable	---	B-20 Capable
Transmission	6 Speed	6 Speed	6 Speed	6 Speed
Parking Brake	Foot-Operated, Hand Release	Foot-Operated, Hand Release	Foot-Operated, Hand Release	Foot-Operated, Hand Release
Wipers	Intermittent	Intermittent	Intermittent	Intermittent
Battery	Dual Batteries	Dual Batteries	Dual Batteries	Dual Batteries
Cruise Control	Standard	Standard	Standard	Standard
Fast Idle	Standard	Standard	Standard	Standard
Power Steering	Standard	Standard	Standard	Standard
Tilt Steering	Standard	Standard	Standard	Standard
Wheels	White, Dual Rear Wheels	White, Dual Rear Wheels	White, Dual Rear Wheels	White, Dual Rear Wheels
Tires	Wide Profile Radial	Wide Profile Radial	Wide Profile Radial	Wide Profile Radial
Head lamps	Halogen Aero	Halogen Aero	Halogen Aero	Halogen Aero
Horn	Dual Electric	Dual Electric	Dual Electric	Dual Electric
Running Lights	Daytime	Daytime	Daytime	Daytime
Brakes	Front & Rear Disc	Front & Rear Disc	Front & Rear Disc	Front & Rear Disc
Anti-Lock	4-Wheel	4-Wheel	4-Wheel	4-Wheel
Stereo	AM/FM/CD w/ 4 Speakers	AM/FM/CD w/ 4 Speakers	AM/FM/CD w/ 4 Speakers	AM/FM/CD w/ 4 Speakers
Front Bumper/Grill	Chrome	Chrome	Chrome	Chrome
Air Conditioner	Automotive	Automotive	Automotive	Automotive
Rear Stabilizer Bar	Standard	Standard	Standard	Standard
Driver's Seat	OEM	OEM	OEM	OEM
Exhaust	Rear Routed: Aluminized Steel	Rear Routed: Aluminized Steel	Rear Routed: Aluminized Steel	Rear Routed: Aluminized Steel
Engine Shutdown/Alarm	Standard	Standard	Standard	Standard


MODEL SPECIFICATIONS

* All Measurements Approximate

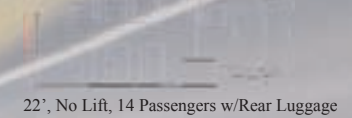
Chassis	Chevy Cutaway
Wheelbase	139"/159"/182"/190"
Front Axle Rating	4,600#
Rear Axle Rating	8,600#/9,600#
Overall Length (Bumper to Bumper)	21'/22'/23'/24'/26'
Overall Width	96"
Overall Height (Excludes Escape Hatch or Roof A/C)	114"
Front Overhang	38"
Interior Height	78"
Interior Width	92"
Aisle Width	18"
Clear Door Opening	30"
Floor Height from Ground	26 1/2"
Ground to First Step	11"
Step Riser	9 5/8"
Step Tread	12"
Step Width	34"

STANDARD CONVERSION FEATURES

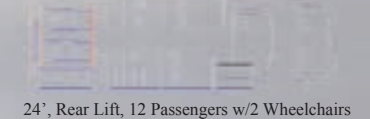
"Steel-Safe" Constructed Floor, Roof and Sidewalls
 Galvanized Steel Floor Frame
 Galvanized Steel Stepwell
 Galvanized, All Structure
 5/8" Treated Marine Grade Plywood Flooring
 Gray Koroseal Commercial Flooring w/Ribbed Aisle Cove Molding
 Vacuum Laminated Construction, Side and Rear
 Fiberglass Front Cap & 5-Piece ABS Rear Cap
 Fiberglass Composite Roof
 T-Slide Windows
 Full View Curb Window
 Electric Panel w/ Diagnostic Fuses
 LED Stepwell Lights
 Vinyl Clad Lauan Ceiling & Interior Sidewalls
 Track Seating
 Curb side Entrance Modesty Panel & Stanchion
 Rear Center Brake Light (Incandescent)
 Rear Mud Shield
 Steel Rear Bumper (Powder Coated)
 Window Drip Rails
 Exterior Rub Rails
 White Exterior
 Foamed In-Place Roof Insulation
 Front End Alignment (Toe-In, Toe Out)
 Under-Coating with Warranty



22', 14 Passengers, Perimeter Seating




22', No Lift, 14 Passengers w/Rear Luggage



24', Rear Lift, 12 Passengers w/2 Wheelchairs



24', Front Lift, 16 Passengers



26', Rear Lift, 10 Passenger w/4 Wheelchairs



26', 25 Passengers

Paratransit Options

- Includes a single door, lift, park interlock, ADA Sign, Door Activated Lift and Entrance Lighting, Rear Exhaust (Rear or Roadside Exhaust required for Rear Lift)

Chassis Options

- Stainless steel snap on wheel covers
- Telma Retarder
- Rear Tow Hook
- Exhaust, Rear
- VTM Hybrid Assist System
- Granning Rear Air Ride Suspension
- Kelderman Rear Air Ride Suspension
- Mor/Ryde Rear Suspension
- CNG option



Scan this barcode using a QR Reader on your SmartPhone to learn more about Forest River



A Berkshire Hathaway Company. All Rights Reserved.
 914 CR 1 North, Elkhart, IN 46514
 800-445-2825 574-262-2212
 www.GlavalBus.com



ISO 9001 2008 certified



Dual Door Cab with Co-Pilot Seat

5 YEAR/100,000 MILE LIMITED WARRANTY
 SPECIFICATIONS AND OPTIONS ARE SUBJECT TO CHANGE WITHOUT NOTICE